



10 SERIES

- Meets current standards for 3A and ASME BPE-2009
- Ranges from -30 inHg to 0 psi through -30 inHg to 600 psi
- 2-1/2 and 4 inch sizes available, with 1-1/2 or 2 inch Tri-Clamp® process connections
- Electropolished 304 Stainless steel case with welded 316LSS socket and Tri-Clamp® process connection
- 316L Stainless steel wetted materials electropolished to Ra25 or better for outstanding performance
- Optional liquid filling lubricates gauge internals and extends service life by dampening the effects of vibration, pulsation and shock
- Optional Maximum Indicating Pointer or Adjustable Pointer
- Exceptional corrosion resistance
- C.I.P, S.I.P and Autoclave* for the demanding needs of the sanitary market

*Only dry case gauges are recommended for Autoclave

APPLICATIONS

- Food & beverage
- Dairy
- Pharmaceutical

SPECIFICATIONS

Case	Electropolished 304 Stainless steel
Bayonet Ring	Electropolished 304 Stainless steel
Lens	Laminated safety glass
Bourdon Tube	316 Stainless steel "C" tube
Socket	316L Stainless steel, welded to case & process connection
Movement	Stainless steel
Accuracy	2-1/2" gauge ±1.5% Full Scale, ANSI grade A 4" gauge ±1.0% Full Scale, ANSI grade 1A
Pointer	Balanced aluminum, black finish
Dial	Aluminum, white background, black print
Gauge Fill Fluid	Glycerine, USP grade (optional)
Process Connection	1-1/2" or 2" Tri-clamp® sanitary seal
Seal Housing Material	316L Stainless steel
Diaphragm Material	316L Stainless steel, electropolished to Ra25 or better
Fill Fluid	Glycerine, USP grade
Media Temperature	-40°F to 300°F (-40°C to 150°C)

Diaphragm seal must be installed facing downward or in a vertical position for drainability. Do not install diaphragm seal facing in an upward position.

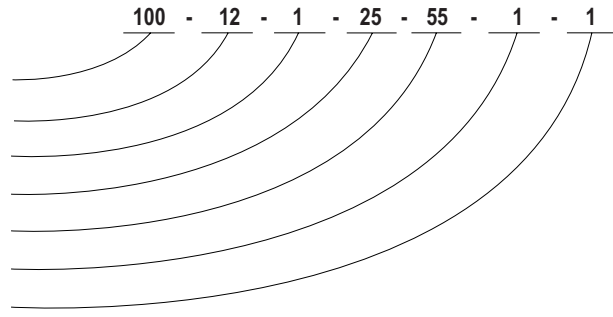
ORDERING INFORMATION				
SERIES	100	Series 10 heavy duty		
CLAMP SIZE	12	1-1/2 Inch	16	2 Inch
SEAL FILL FLUID	1	Glycerine	Other Food Grade Quality Fill Fluids Available – Please Consult Factory	
GAUGE SIZE	25	2-1/2 Inch	40	4 Inch
PRESSURE RANGE	01	-30 inHg to 0 psig*	13	-30 inHg to 100 psig
	04	-30 inHg to 15 psig	16	-30 inHg to 160 psig
	07	-30 inHg to 30 psig	19	-30 inHg to 200 psig
	10	-30 inHg to 60 psig	22	-30 inHg to 300 psig
			40	0 psig to 15 psig*
			43	0 psig to 30 psig
			46	0 psig to 60 psig
			49	0 psig to 100 psig
			70	0 psig to 600 psig
GAUGE FILL	0	None	1	Glycerine
				(All Food Grade Quality Fill Fluids)
			2	Silicone
			3	Mineral oil
GAUGE OPTIONS	0	None	1	Max. indicating pointer
			2	Adjustable pointer

* Not available on 4" gauge and 1-1/2" Tri-Clamp®

Please consult your local NOSHOK Distributor or NOSHOK, Inc. for availability and delivery information.


EXAMPLE

Series Series 10 sanitary gauge, bottom mount
Clamp Size 1-1/2" Tri-clamp®
Seal Fill Fluid Glycerine (USP food grade)
Gauge Size 2-1/2" gauge
Pressure Range 0 psig to 160 psig
Gauge Fill Glycerine
Option Maximum indicating pointer




OUTLINE DIMENSIONS


4" Gauge with 2" Tri-Clamp® Connection



4" Gauge with 1-1/2" Tri-Clamp® Connection



2-1/2" Gauge with 2" Tri-Clamp® Connection



2-1/2" Gauge with 1-1/2" Tri-Clamp® Connection

