

# PRESSURE

## Digital Pressure Gauges



SERIES **1000**

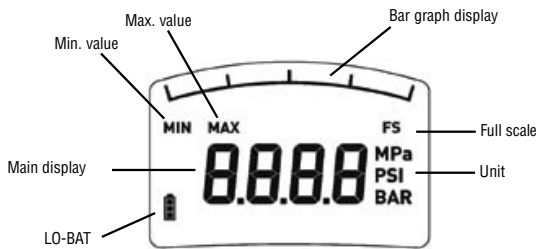
**HIGH PERFORMANCE DIGITAL PRESSURE GAUGES**



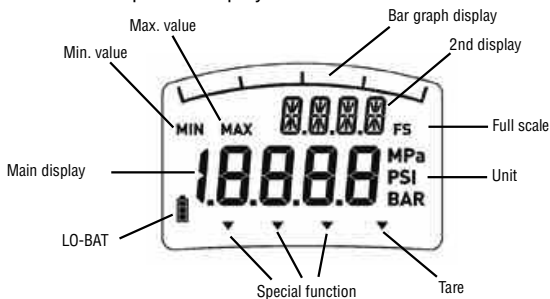
**CORPORATE HEADQUARTERS**  
1010 West Bagley Road • Berea, Ohio 44017 • 440-243-0888 • FAX 440-243-3472  
E-MAIL: [noshok@noshok.com](mailto:noshok@noshok.com) • WEB: [www.noshok.com](http://www.noshok.com)

## 1. Description of Parameters

### Series 1000 Display Screen



### Series 1000 Optional Display Screen



### Function in normal mode

Key	Function/Action
	- switches the device on - switches the device off - changes to programming mode if pressed for longer than 3 secs
	- Display indicated max. value as long as key is pressed
	- Display indicates min. value as long as key is pressed
+	- Resets max. value to " 0 "
+	- Resets min. value to " 0 "

### Min/Max Memory

The min/max memory is updated with the current measured value in every measuring cycle.

The min. value is displayed by pressing the min. key.

The max. value is displayed by pressing the max. key.

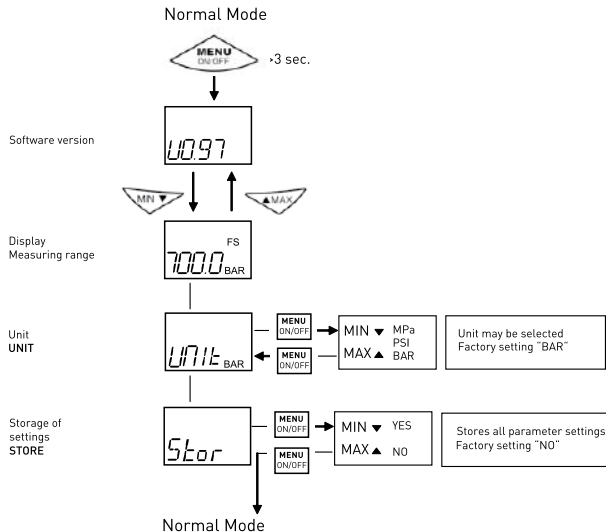
Pressing and holding the appropriate key (min. or max.) and quickly pressing the menu key at the same time resets the device to the current measured value.

### Bar Graph with Trailing Pointer Function

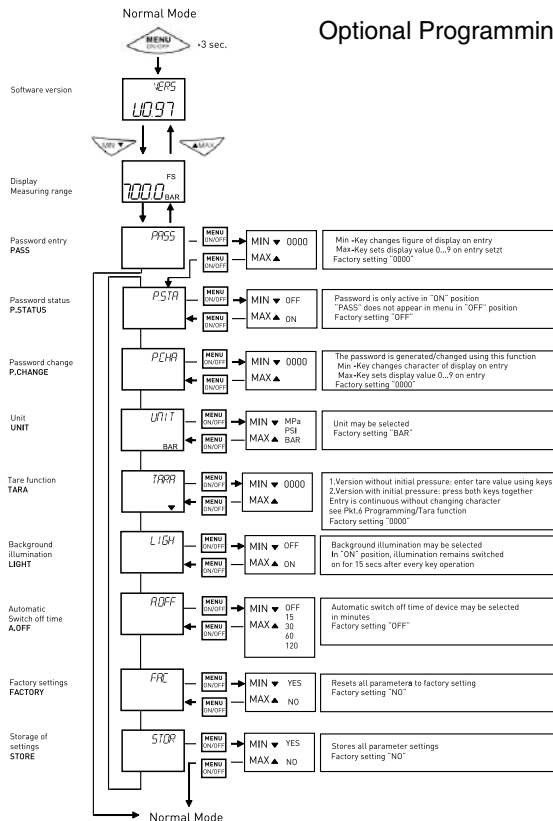
The integrated bar graph display with trailing pointer function additionally indicated on the display shows the trend in current working pressure regardless of the digital display. With the help of the trailing pointer function, the max. stored value is also indicated in the bar graph display in addition to the digital display in the form of a bar segment. This bar segment is also updated to the current measured value when the min./max. value is reset.

## 2. Programming Series 1000

### Standard Programming







### Optional Programming



## Optional Tare Function

In this mode the positive deviation of the measured value from the tared value (max. 20% of the measuring range) is constantly indicated by the main display. The untared pressure value is always shown on the bar graph display. Thus the Digital Gauge's actual working load can be read off even if the tare function is active. When the tare function is active, a function indicator ▼ appears on the display. There are two:

- 1) Select the tare function and set the value to be tared using the keys  . When set, the measured value to be tared is backed up as tare. The main display and the auxiliary display then show the value "0000" in the unpressurised state. Example: If a value to be tared is set as 2 bar, the main display indicates 0 bar in the unpressurised state.
- 2) Load the Digital Gauge with the pressure to be tared. The current measured value appears in the main display field of the main display. Select the tare function and then operate both keys simultaneously  . The current measured value will be backed up as tare. The main display and the auxiliary display are set to (0000).

Setting the tare value to (0000) resets the tare function in both models.

## 3. Technical Data

Series 1000	with 4 digit, 7 segment Optional: with 4.5 digit, 7/14 segment, second display
Display • Accuracy • Update rate	11 mm high, bar graph display 0.5 % o.F.S. $\pm$ 1 digit <sup>1)</sup> 5 /sec
Measuring ranges to EN	0 psig to 30 psig through 0 psig to 10,000 psig, others on request
Type of pressure	Positive overpressure, negative overpressure
Overload limit	Twofold, max 15,000 psig
Wetted Materials	Measuring ranges $\leq$ 750 psig stainless steel; AL 203; NBR, Measuring cell ceramic Measuring ranges $\geq$ 1500 psig only stainless steel, measuring cell thin-film technology
Pressure connector	¼ NPT, other connectors on request
Stability per year	$\leq \pm 0.2$ % o.F.S. under reference conditions
Memory	MIN/MAX (not volatile even when changing batteries)
Programming mode Parameters • Password • Tare • Automatic switch off time • Measuring unit	Optional: settable Optional: $\leq 20\%$ o.F.S. settable option 2...90 min. factory set Optional: settable bar, PSI MPa selectable
Illumination of display	Optional
Voltage supply • Operating life	2 x 1.5V cell AA 4000h (AA 2000 mAh)

<sup>1)</sup> Measuring deviation to IEC 61 298-2, including non-linearity, hysteresis, deviation of zero point and upper range value



