



300 SERIES

- Switch adjustment ranges from vacuum through 4,600 psig depending on model
- Standard Zinc-nickel with NBR diaphragm wetted parts
- SPST or SPDT snap-action switch with solid Silver contacts
- CE compliant to suppress RFI, EMI and ESD
- RoHS compliant

APPLICATIONS

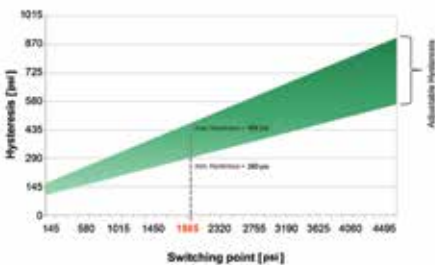
- Hydraulics & pneumatics
- Pumps & compressors
- Tank monitoring
- Leak detection
- Water management

SPECIFICATIONS

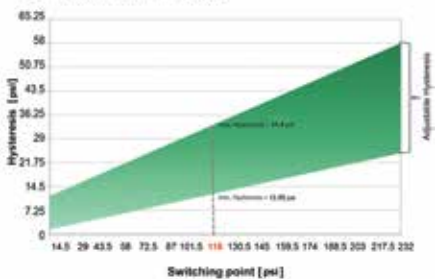
Switching parameters

Function	SPST or SPDT
Contact rating	6A @ 125/250 Vac 6A @ 12/24 Vdc
Repeatability	2% of full set point range at 70 °F
Hysteresis	Adjustable, see charts below
Contact material	Solid Silver, self-cleaning
Frequency	Max. 100 cycles/min
Switch type	Snap action with adjustable hysteresis
Pressure ranges	-5 inHg to -28 inHg (350 psig) through 450 psig to 4,600 psig (5,000 psig)
Service life	>1,000,000 load cycles
Temperature ranges	Media -4 °F to 176 °F (-20 °C to 80 °C) Ambient -4 °F to 176 °F (-20 °C to 80 °C) Storage -4 °F to 176 °F (-20 °C to 80 °C)
Proof pressure	870 psig or 5,000 psig depending on adjustment range
Measuring element	NBR
Housing material	Zinc-nickel plated Steel
Environmental rating	IP65 - DIN EN 175301-803 Form A IP67 - All others
Weight	Approximately 0.2 lb.

Adjustable Hysteresis (piston type)



Adjustable Hysteresis (membrane type)



ORDERING INFORMATION			
SERIES	300V 300 Vacuum Series 300L 300 Low Pressure Series	300H 300 High Pressure Series	
SWITCH FUNCTIONS	1 SPST, Normally open 2 SPST, Normally closed	3 SPDT	
PROCESS CONNECTIONS	1 1/8" NPT male 2 1/4" NPT male 10 G 1/4B	33 G 1/8B 45 7/16-20 SAE Male, Non-Adjustable	
300V VACUUM PRESSURE SWITCH ADJUSTMENT RANGES (Max. working pressure)	5/28-vac -5 inHg to -28 inHg (350 psig)		
300L LOW PRESSURE SWITCH ADJUSTMENT RANGES (Max. working pressure)	3/7 3 psig to 7 psig (870 psig) 3/15 3 psig to 15 psig (870 psig) 3/30 3 psig to 30 psig (870 psig) 7/70 7 psig to 70 psig (870 psig)	7/120 7 psig to 120 psig (870 psig) 15/200 15 psig to 200 psig (870 psig) 15/230 15 psig to 230 psig (870 psig) 30/290 30 psig to 290 psig (870 psig)	
300H HIGH PRESSURE SWITCH ADJUSTMENT RANGES (Max. working pressure)	100/220 100 psig to 220 psig (5,000 psig) 145/435 145 psig to 435 psig (5,000 psig) 145/1160 145 psig to 1,160 psig (5,000 psig) 145/1750 145 psig to 1,750 psig (5,000 psig)	145/2320 145 psig to 2,320 psig (5,000 psig) 300/2900 300 psig to 2,900 psig (5,000 psig) 300/3600 300 psig to 3,600 psig (5,000 psig) 450/4600 450 psig to 4,600 psig (5,000 psig)	
ELECTRICAL CONNECTIONS†	1 36" Cable attached to option 8 8 DIN EN 175301-803 Form A 25 M12 x 1 4-Pin 36 3' Integral Cable 66 Deutsch Integral 2-Pin (DT04-2P)** 96 Weatherpack Tower, 2-Pin Female*, ** 97 Weatherpack Tower, 2-Pin Male*, ** 98 Weatherpack Shroud, 2-Pin Female*, ** 99 Weatherpack Shroud, 2-Pin Male*, **	100 Deutsch 2-Pin Male (DT04-2P)*, ** 101 Deutsch 3-Pin Male (DT04-3P)* 103 Deutsch 2-Pin Female Socket (DT06-2S)*, ** 104 Deutsch 3-Pin Female Socket (DT06-3S)* 110 Weatherpack Tower, 3-Pin Female* 111 Weatherpack Tower, 3-Pin Male* 112 Weatherpack Shroud, 3-Pin Female* 113 Weatherpack Shroud, 3-Pin Male*	
OPTIONS***	EP EPDM Diaphragm (-40/212 °F) HNBR Low Temp Nitrile Diaphragm (-40/176 °F)	VT FKM Diaphragm (0/250 °F) SS 316 SS Wetted Materials	

Please consult your local NOSHOK Distributor or NOSHOK, Inc. for availability and delivery information.

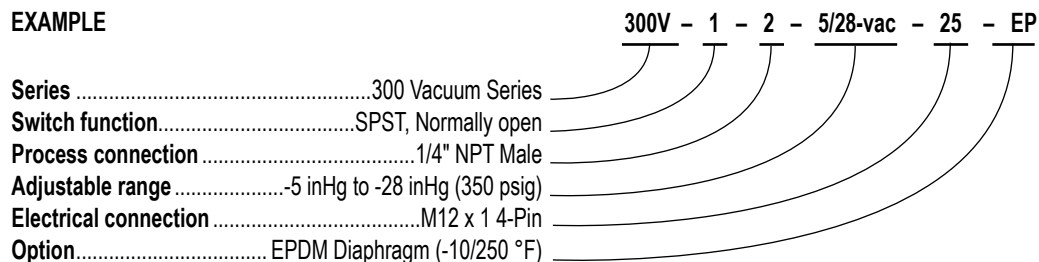
* Options attached to 18" cable

** For SPST only

*** Not all options are available for all ranges, consult factory

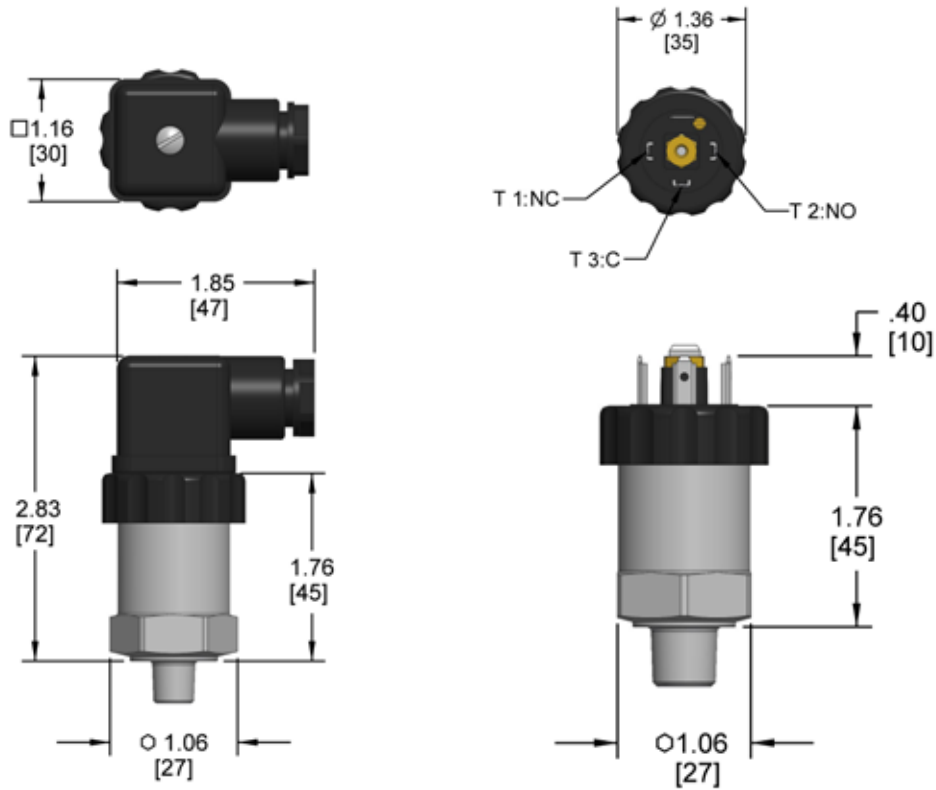
† Other electrical connections available, consult the factory

EXAMPLE

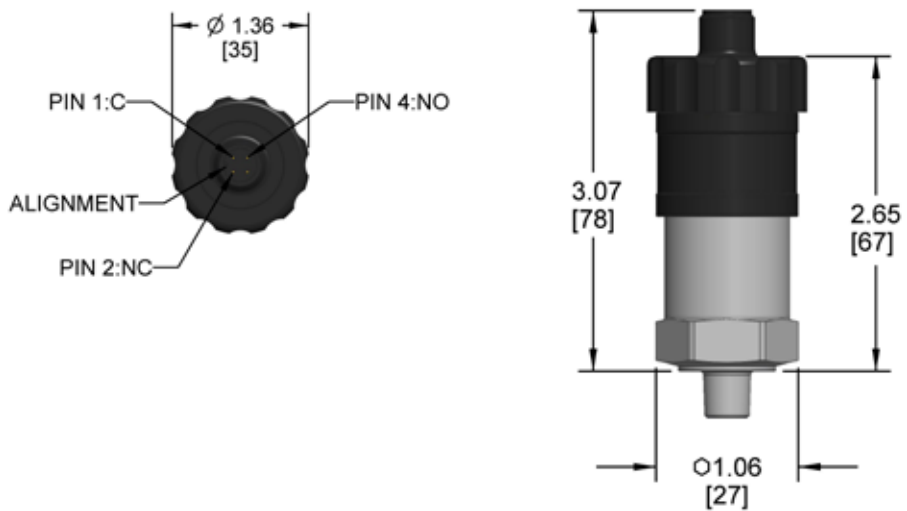


Dimensions

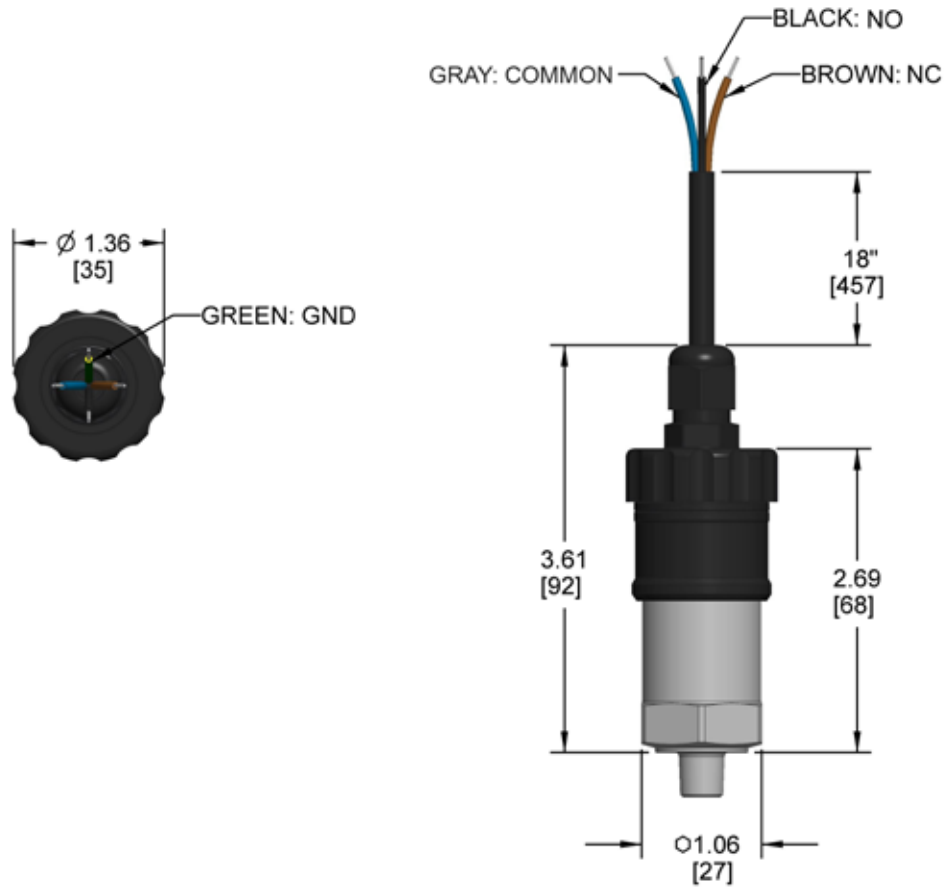
DIN EN 175301-803 Form A



M12 x 1 4-Pin



300H 3' Integral Cable



300H Deutsch Integral 2-Pin (DT04-2P)

