






100 Series Standard Pressure Gauges Stock List

Stock Item Denoted by Shaded Background

MODEL NO.	15-100			15-110			15-120			20-100				20-110			
CONNECTION																	
DIAMETER	1-1/2"			1-1/2"			1-1/2"			2"				2"			
ACCURACY	± 2.5%			± 2.5%			± 2.5%			± 2.5%				± 2.5%			
CASE	ABS			ABS			STEEL			ABS				ABS			
INTERNALS	-----COPPER ALLOY-----																
NPT SIZE	1/8"			1/8"			1/8"			1/8"	1/4"			1/8"		1/4"	
	MINIMUM QUANTITY IF GAUGE IS NOT A STOCK ITEM †																
	200			200			200			200				200			
Outer Scale	psi	psi	psi	psi	psi	psi	psi	psi	psi	psi	psi	psi	psi	psi	psi	psi	psi
Inner Scale Options	kPa	kg/cm ²	bar	kPa	kg/cm ²	bar	kPa	kPa	kPa	kg/cm ²	bar	kPa	kPa	kg/cm ²	bar	kPa	kPa
Outer Scale Pressure Ranges																	
30" Vac -30 inHg Vacuum to 0																	
30/15 -30 inHg to 0 to 15 psi																	
30/30 -30 inHg to 0 to 30 psi																	
30/60 -30 inHg to 0 to 60 psi																	
30/100 -30 inHg to 0 to 100 psi																	
30/160 -30 inHg to 0 to 160 psi																	
30/200 -30 inHg to 0 to 200 psi																	
30/300 -30 inHg to 0 to 300 psi																	
0-15 0 psi to 15 psi																	
0-30 0 psi to 30 psi	*																
0-60 0 psi to 60 psi																	
0-100 0 psi to 100 psi																	
0-160 0 psi to 160 psi																	
0-200 0 psi to 200 psi																	
0-300 0 psi to 300 psi																	
0-400 0 psi to 400 psi																	
0-600 0 psi to 600 psi																	
0-1,000 0 psi to 1,000 psi																	
0-1,500 0 psi to 1,500 psi																	
0-2,000 0 psi to 2,000 psi																	
0-3,000 0 psi to 3,000 psi																	
0-5,000 0 psi to 5,000 psi																	
0-6,000 0 psi to 6,000 psi																	
0-10,000 0 psi to 10,000 psi	-	-	-	-	-	-	-	-	-	-	-	-	-	-	-	-	
0-15,000 0 psi to 15,000 psi	-	-	-	-	-	-	-	-	-	-	-	-	-	-	-	-	







* This Range is Also Available from stock in a 1/8" NPT Right Handed or Left Handed Connection

— = Currently not available Consult Factory for additional Pressure Range, Dial Scale Unit and Connection availability.

† Less than minimum quantities are available, consult Factory for more information.

100 Series Standard Pressure Gauges Stock List

Stock Item Denoted by Shaded Background

MODEL NO.	20-120		20-148		25-100			25-110			25-120		40-100	
CONNECTION														
DIAMETER	2"		2" Sq.		2-1/2"			2-1/2"			2-1/2"		4"	
ACCURACY	± 2.5%		± 2.5%		± 2.5%			± 2.5%			± 2.5%		± 2.5%	
CASE	STEEL		ABS		ABS			ABS			STEEL		ABS	
INTERNALS	-----COPPER ALLOY-----													
NPT SIZE	1/4"		1/8" 10-32		1/4"			1/4"			1/4"		1/4"	
MINIMUM QUANTITY IF GAUGE IS NOT A STOCK ITEM †														
Outer Scale	200		200		200			200			200		80	
Inner Scale Options	psi		psi		psi psi psi			psi psi psi			psi		psi psi	
Outer Scale Pressure Ranges	kPa		kPa		kPa kg/cm ² bar			kPa kg/cm ² bar			kPa		kPa kg/cm ²	
30" Vac 30 inHg Vacuum to 0														
30/15 -30 inHg to 0 to 15 psi														
30/30 -30 inHg to 0 to 30 psi														
30/60 -30 inHg to 0 to 60 psi														
30/100 -30 inHg to 0 to 100 psi														
30/160 -30 inHg to 0 to 160 psi														
30/200 -30 inHg to 0 to 200 psi														
30/300 -30 inHg to 0 to 300 psi														
0-15 0 psi to 15 psi														
0-30 0 psi to 30 psi														
0-60 0 psi to 60 psi														
0-100 0 psi to 100 psi														
0-160 0 psi to 160 psi														
0-200 0 psi to 200 psi														
0-300 0 psi to 300 psi														
0-400 0 psi to 400 psi														
0-600 0 psi to 600 psi														
0-1,000 0 psi to 1,000 psi														
0-1,500 0 psi to 1,500 psi														
0-2,000 0 psi to 2,000 psi														
0-3,000 0 psi to 3,000 psi														
0-5,000 0 psi to 5,000 psi														
0-6,000 0 psi to 6,000 psi														
0-10,000 0 psi to 10,000 psi	-	-									-			
0-15,000 0 psi to 15,000 psi	-	-									-			

— = Currently not available

Consult Factory for additional Pressure Range, Dial Scale Unit and Connection availability.

† Less than minimum quantities are available, consult Factory for more information.