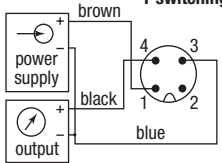


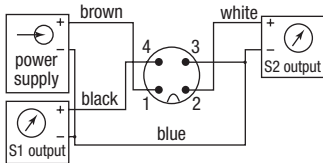
SERIES 500

Mag Switch

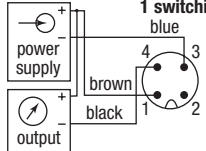
P-switching, cable or connector
1 switching output



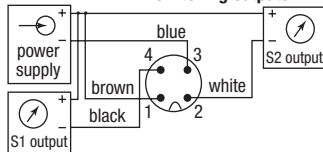
2 switching outputs



N-switching, cable or connector
1 switching output



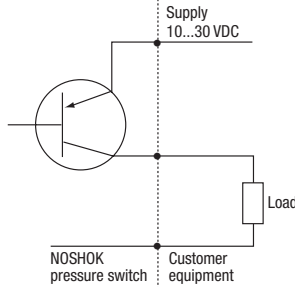
2 switching outputs



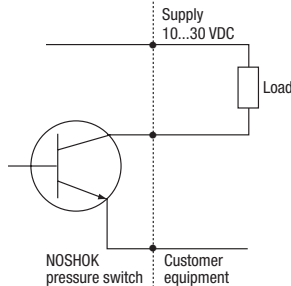
SWITCHING OUTPUT SCHEMATIC

SERIES 500 Mag Switch

P-switching output



N-switching output



NOSHOK PRESSURE SWITCHES



CORPORATE HEADQUARTERS

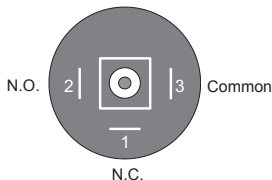
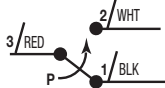
1010 West Bagley Road • Berea, Ohio 44017
440-243-0888 • FAX 440-243-3472

E-MAIL: noshok@noshok.com • WEB: www.noshok.com

SERIES 200

Mechanical Switch

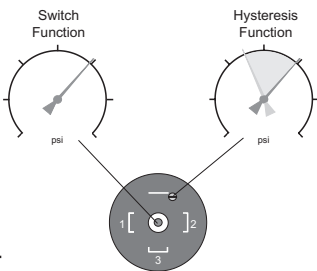
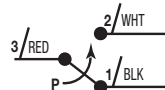
SWITCHING
OUTPUT
SCHEMATIC



SERIES 300

Mechanical Switch


SWITCHING
OUTPUT
SCHEMATIC



300 Series Switch Note: Rotating the Hysteresis adjustment, completely clockwise or counter-clockwise will disengage the switch function.

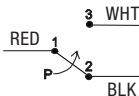
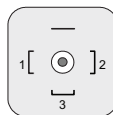
SERIES 400

Heavy Duty Mechanical Pressure Switch

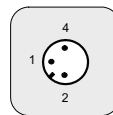


Electrical Connection

Hirschmann
DIN EN 175301-803
Form A



M12x1 (4-Pin)



SERIES 500

Mag Switch



Connection table for 4 PIN M12x1 connector

Function	Connector M12x1
Power supply: +	1 Brown
Power supply: -	3 Blue
Switching output: S1	4 Black
Switching output: S2	2 White